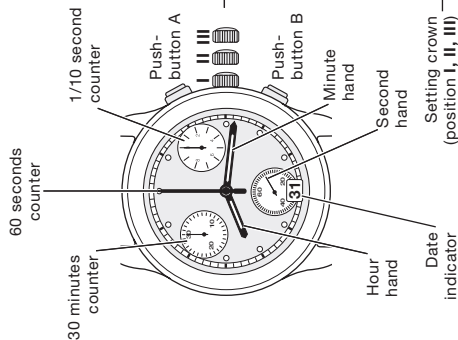
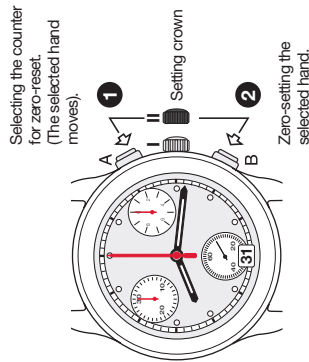


**A**

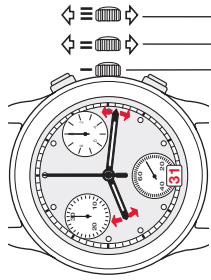


**B** SETTING THE COUNTERS TO ZERO II  
Setting crown in position II



**C**

SETTINGS  
Crown 3 positions

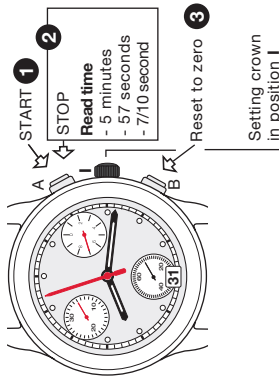


Normal running of watch  
Correcting time-zone and correction of the date at every passing to midnight  
Correcting time position: stop second and correction of the date at every passing to midnight

Note :  
Dietling crown in position II for longer 20 minutes (time could be lost).

**D**

TIMING MODE  
Simple timing function

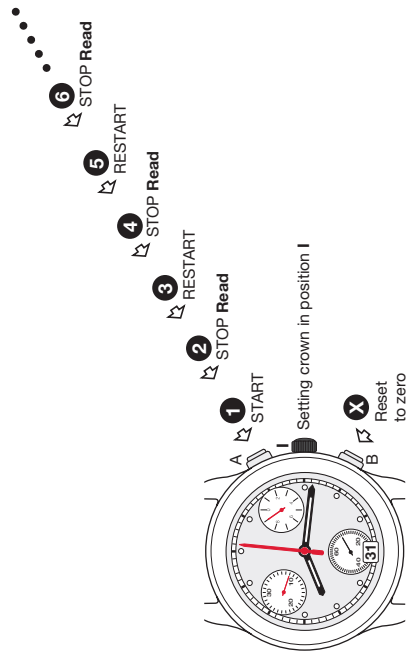


1 to 3 order of functions

WARNING  
Before starting the time, put back the chronograph hands to their original position. If necessary, see paragraph SETTING THE COUNTERS TO ZERO.

**E**

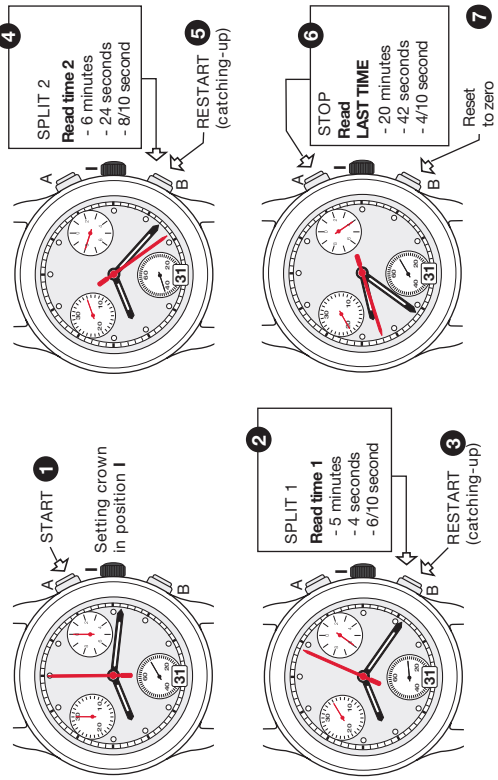
TIMING MODE  
ADD function



1 to X order of functions

**F**

TIMING MODE  
SPLIT-TIME or INTERMEDIATE TIME function



1 to 7 order of functions